

moblog

weblogging from mobile phone

ひらた だいじ / Daiji Hirata

dh@uva.jp

<http://moblog.uva.ne.jp/>

<http://uva.jp/dh/mt/>



July 5, 2003 - 1imc

What's moblog?

- Blogging from remote, cellphone
- Text and/or Photo Image
- Realtime Publishing

Why moblog?

- KEITAI camera
 - over 20 million handsets in Japan
 - VGA, 1meg pixels
- Easy
 - Just sending email to publish!
- Realtime publishing or hima-tsubushi
 - Oversea travel, commutation, party...

Why didn't moblog?

- KEITAI is not enough to write long text
- Difficult to set up moblogging scripts
 - combination of email and weblog
- Remote access is enough to update...

moblog.uva.ne.jp

- Personal experimental project
- Gateway from EMAIL to WEBLOG (MT)
- Ease to set up
- Email is the most simple way for almost KEITAI handset

moblog.uva.ne.jp:

Enter email, url, username and password

Join moblog

Join moblog

Regist your Moblog

[Top page](#)

Create account for moglogging!

moblog.uva.ne.jp setting

email your email address

Your Movable Type Setting

moblog url Movable Type URL

username Movable Type username for moblog

password Movable Type password for the moblog user



xmlrpc setting:

given by rsd.xml (probably...)

moblog.uva.ne.jp - Weblog setting

moblog.uva.ne.jp - Weblog...

Configure moblog setting:

[Top page](#)

Weblog setting

Please confirm your xmlrpc url and other settings:

moblog.uva.ne.jp setting

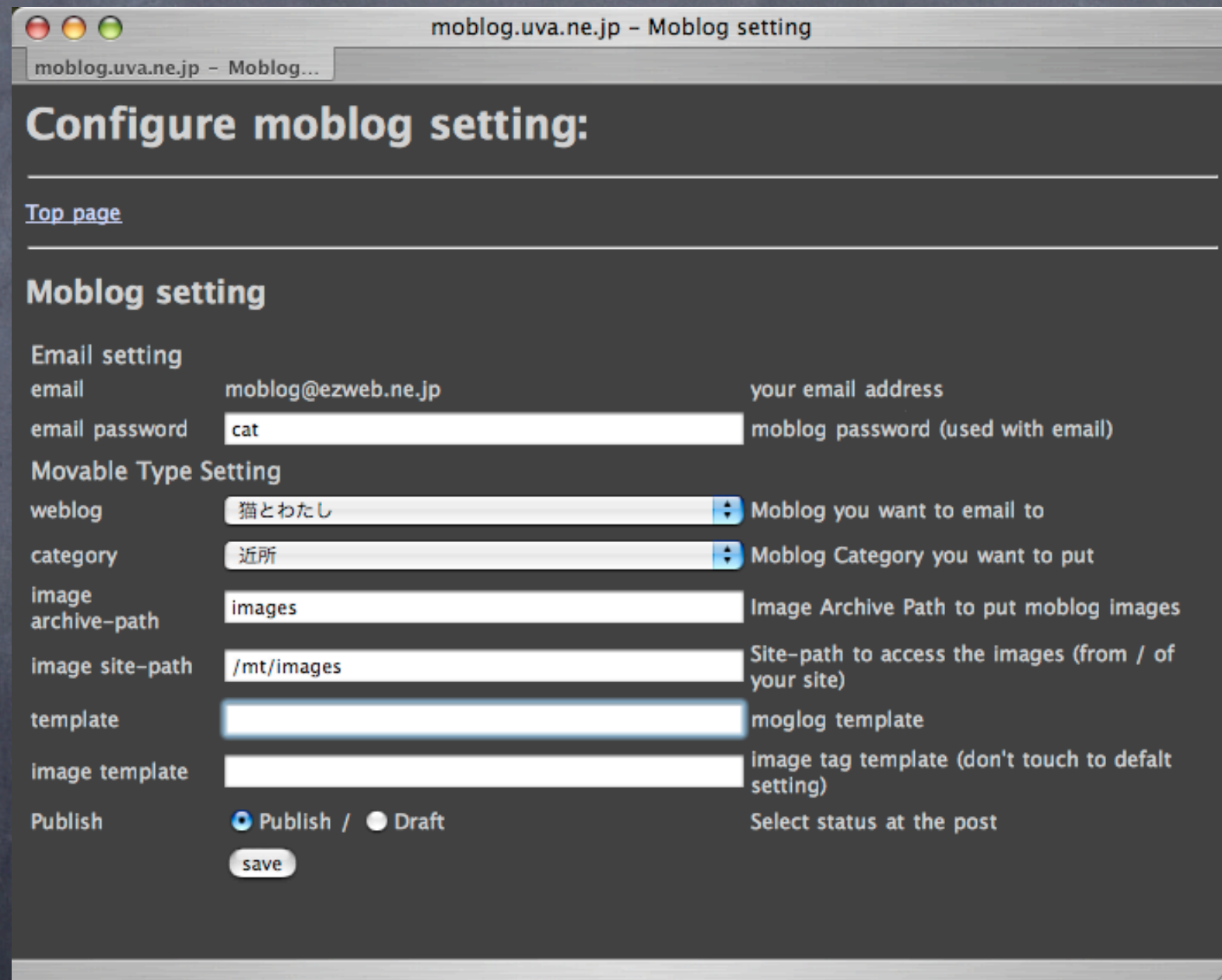
email	moblog@ezweb.ne.jp	your email address
-------	--------------------	--------------------

Your Movable Type Setting

username	<input type="text" value="dh_moblog"/>	Movable Type username for moblog
password	<input type="password" value="....."/>	Movable Type password for the moblog user
weblog xmlrpc url	<input type="text" value="http://blog.uva.ne.jp/cgi-bin/mt-xmlrpc.cgi"/>	Movable Type XML-RPC URI

weblog configuration:

configure weblog/category, template, directory

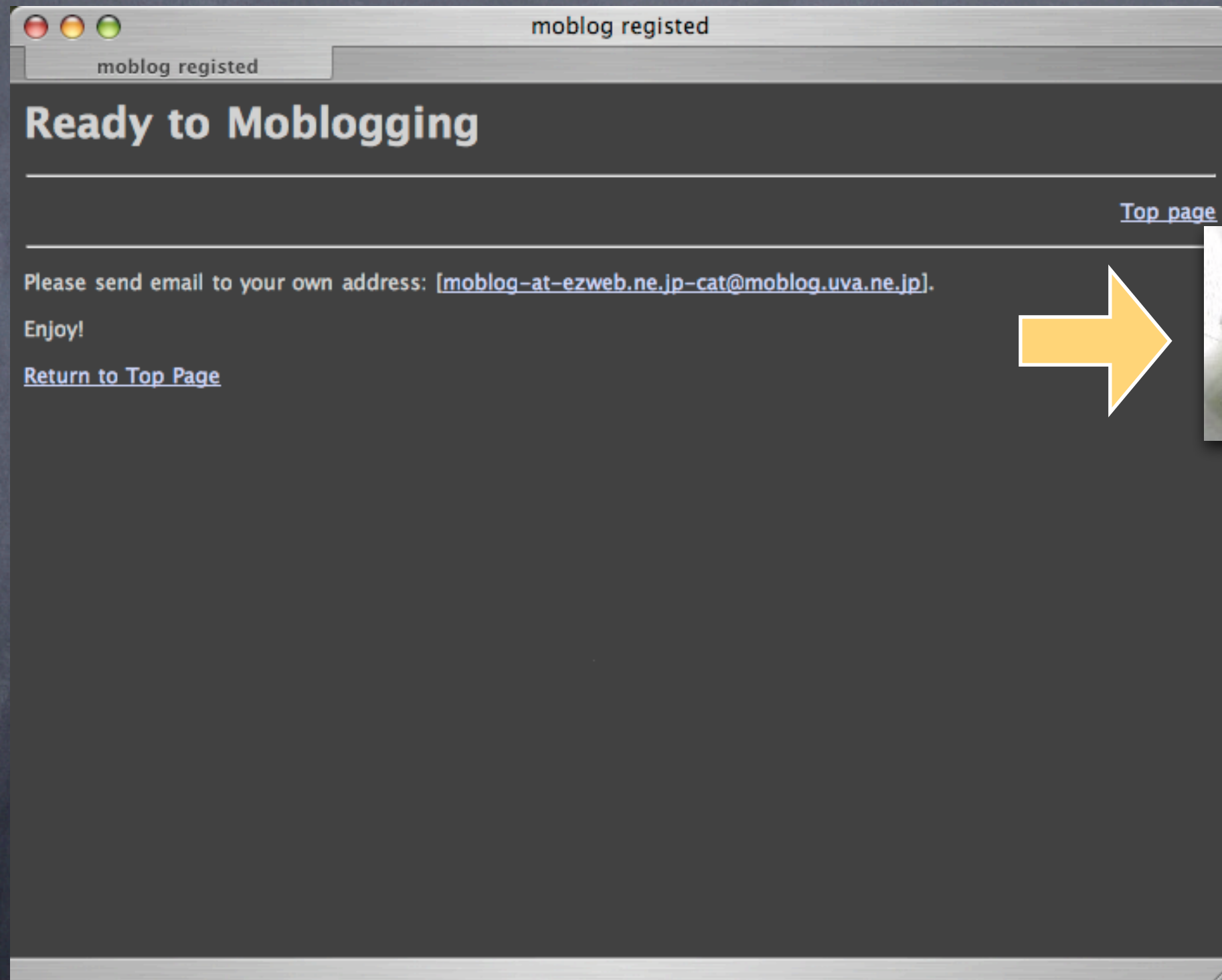


The screenshot shows a web browser window with the title "moblog.uva.ne.jp - Moblog setting". The address bar shows "moblog.uva.ne.jp - Moblog...". The main heading is "Configure moblog setting:". Below it is a link for "Top page". The section "Moblog setting" contains several configuration options:

Email setting		
email	<input type="text" value="moblog@ezweb.ne.jp"/>	your email address
email password	<input type="text" value="cat"/>	moblog password (used with email)
Movable Type Setting		
weblog	<input type="text" value="猫とわたし"/>	Moblog you want to email to
category	<input type="text" value="近所"/>	Moblog Category you want to put
image archive-path	<input type="text" value="images"/>	Image Archive Path to put moblog images
image site-path	<input type="text" value="/mt/images"/>	Site-path to access the images (from / of your site)
template	<input type="text"/>	moglog template
image template	<input type="text"/>	image tag template (don't touch to default setting)
Publish	<input checked="" type="radio"/> Publish / <input type="radio"/> Draft Select status at the post	
<input type="button" value="save"/>		

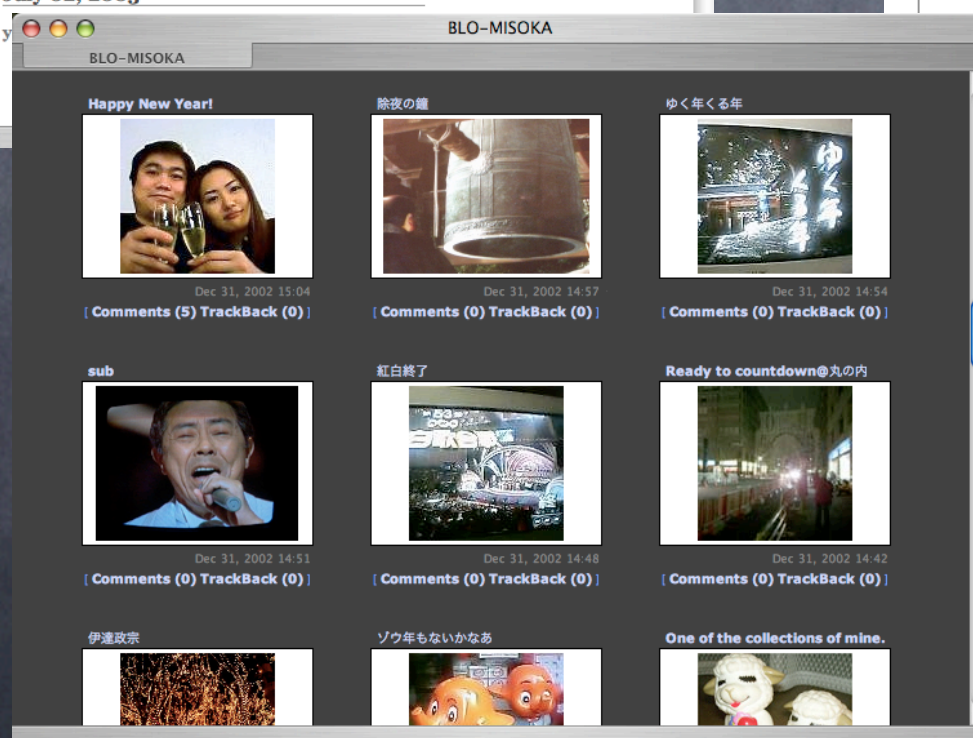
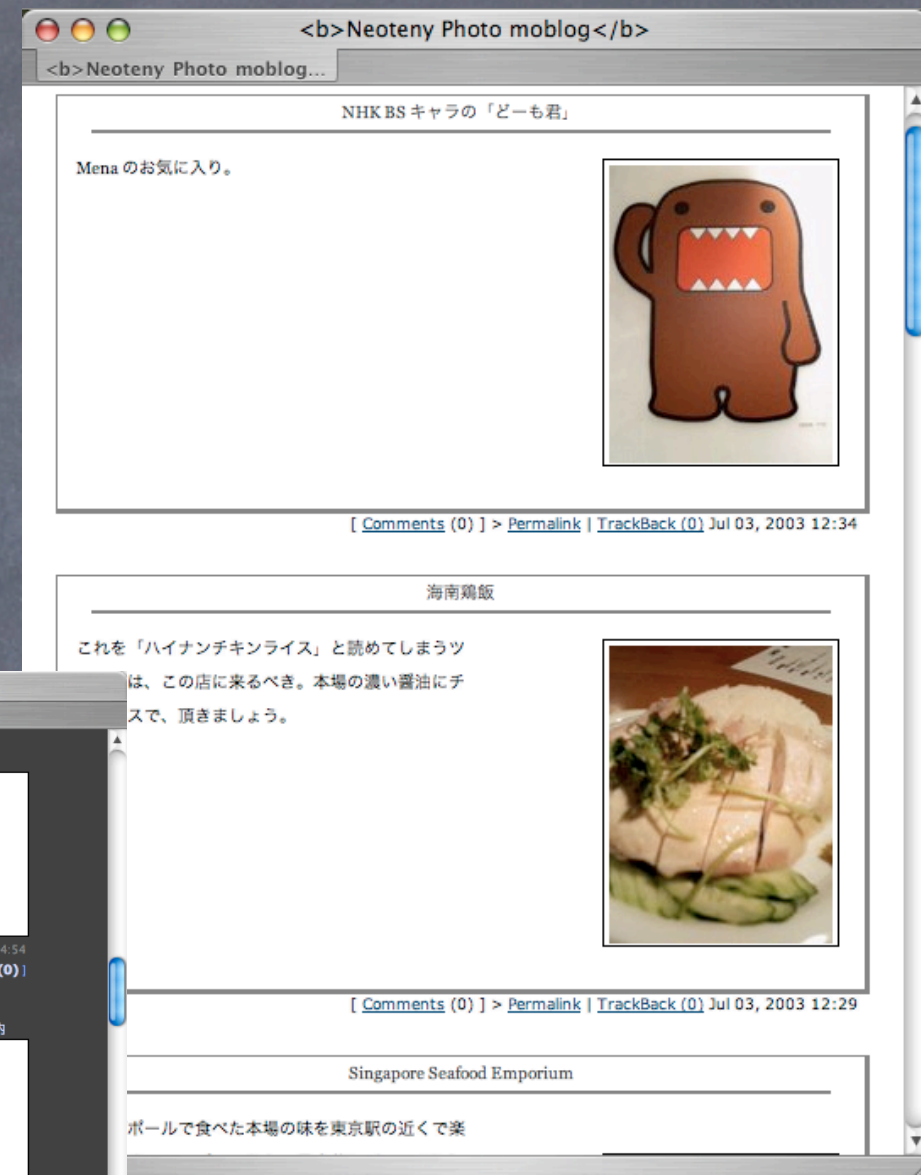
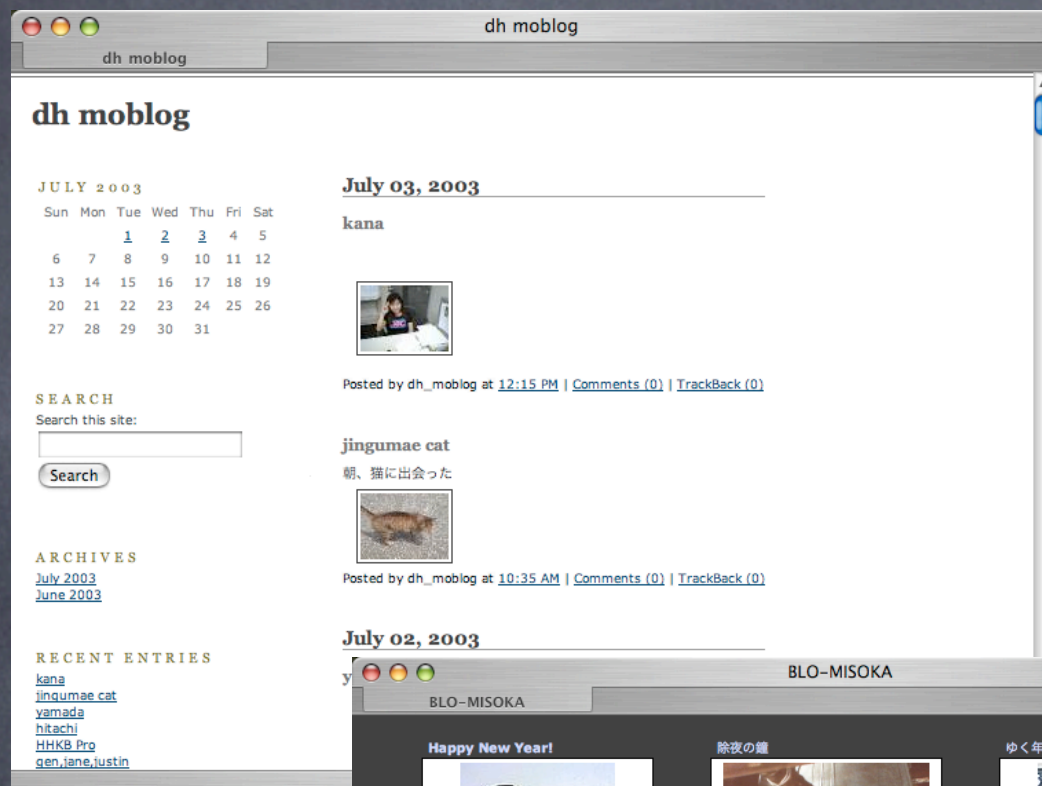
finish:

configuration sent to your mobile phone



moblog exaples:

standard style

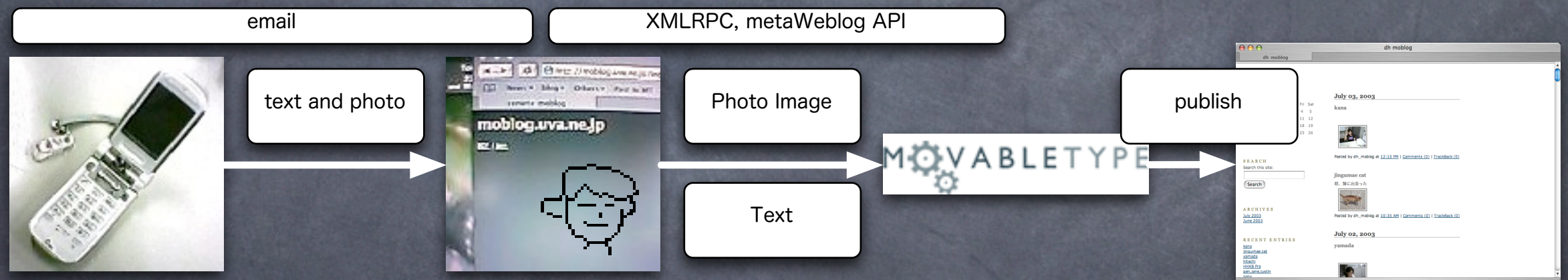


memo and photo

tile template

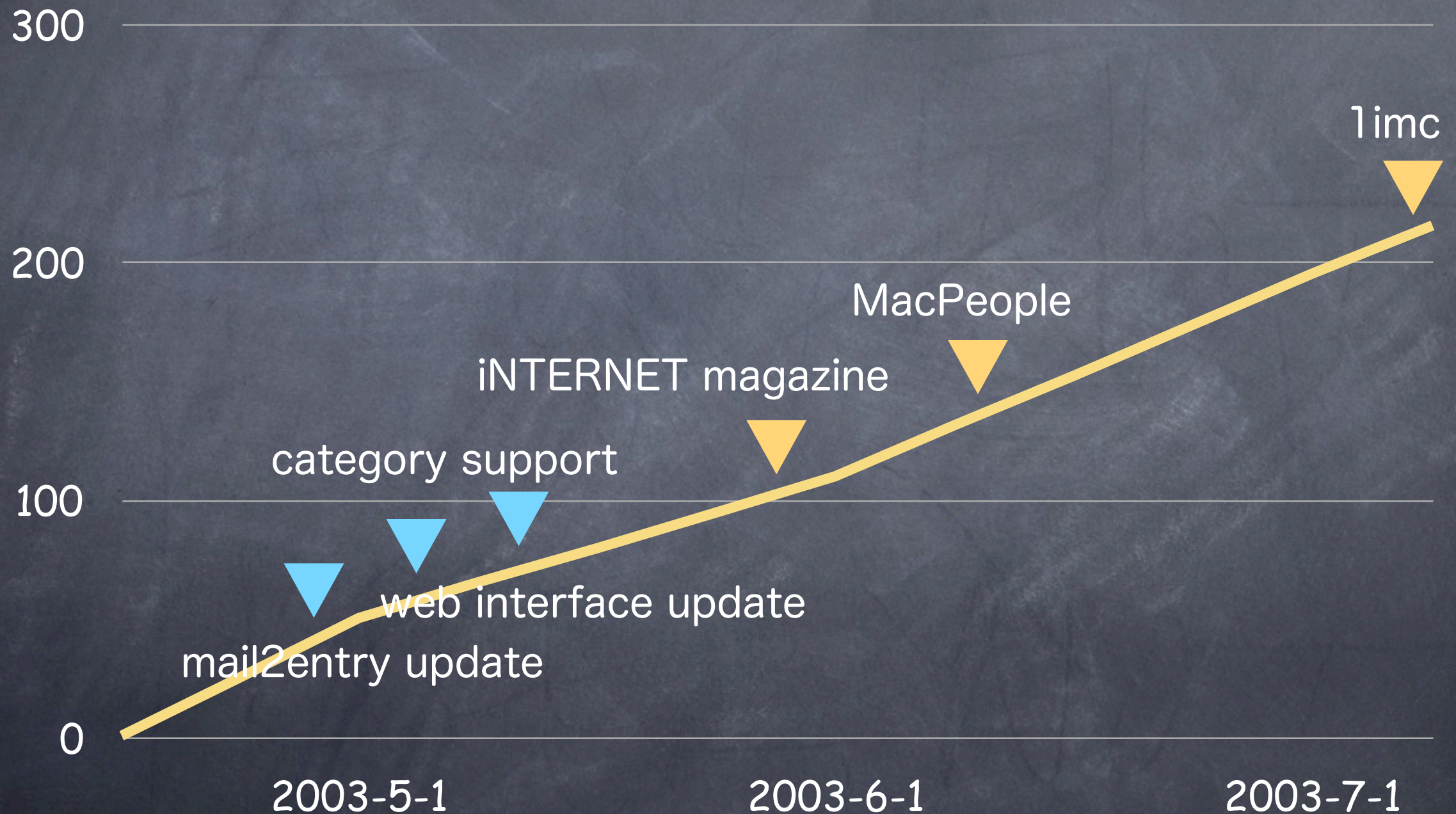
system

- PHP4 + MySQL + python
- email + XMLRPC
- PHP4 interface + mail2entry



- Currently Movable Type only
(metaWeblog.newMediaObject)
- (ADSL + fixed IP address + home server..)

registered users

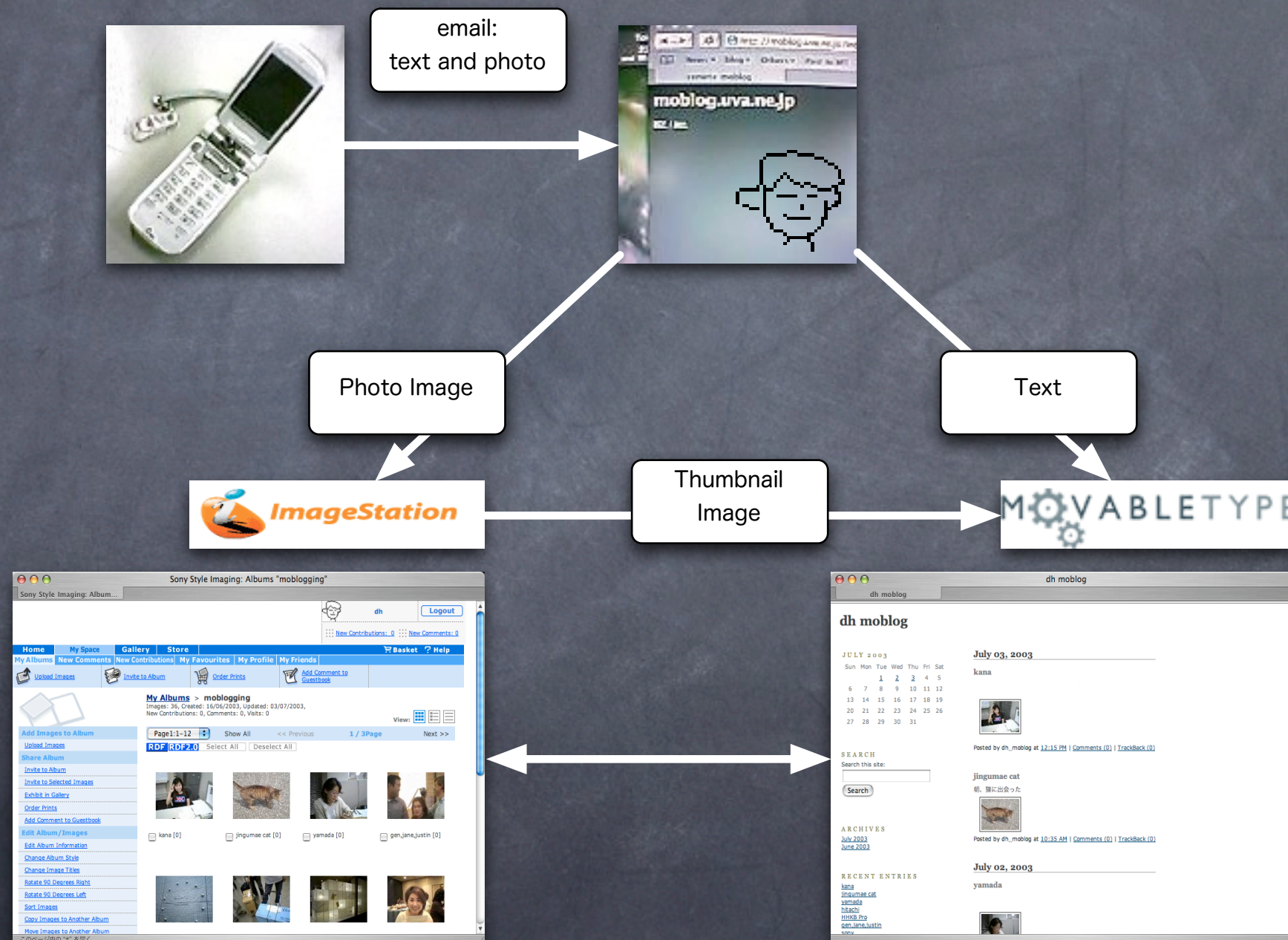


research

ImageStation

- Sending Photo to ImageStation
- ImageStation provides moblog-album to weblog

moblog + ImageStation



future ideas

- Thumbnail
- supporting other blogging tools
- Hosted album
- Location info
 - KDDI(au) KEITAI support GPS-info
embedded JPEG

Thank you

